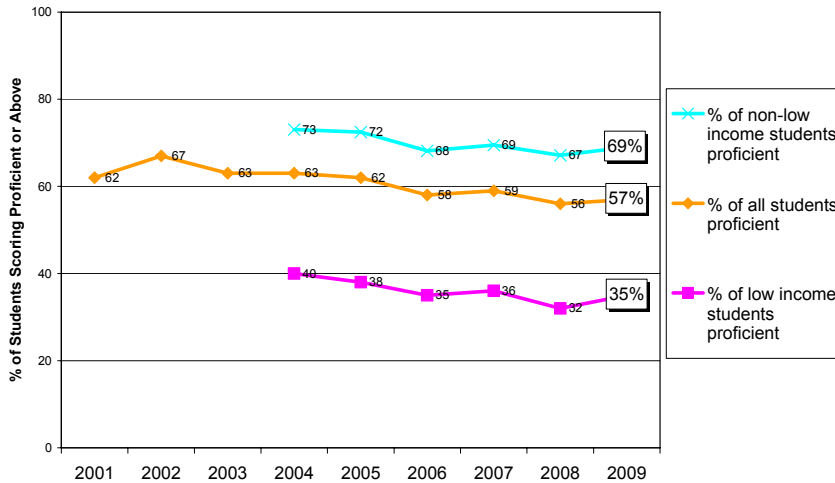


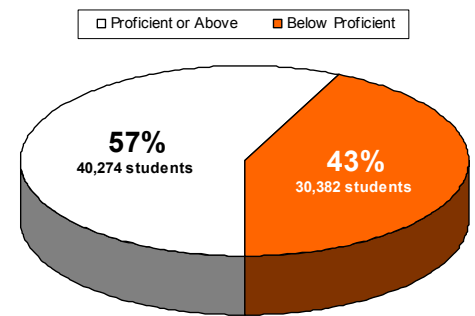
Reading Proficiency and the Achievement Gap

Third Grade Trends: Massachusetts and Commissioner's Districts

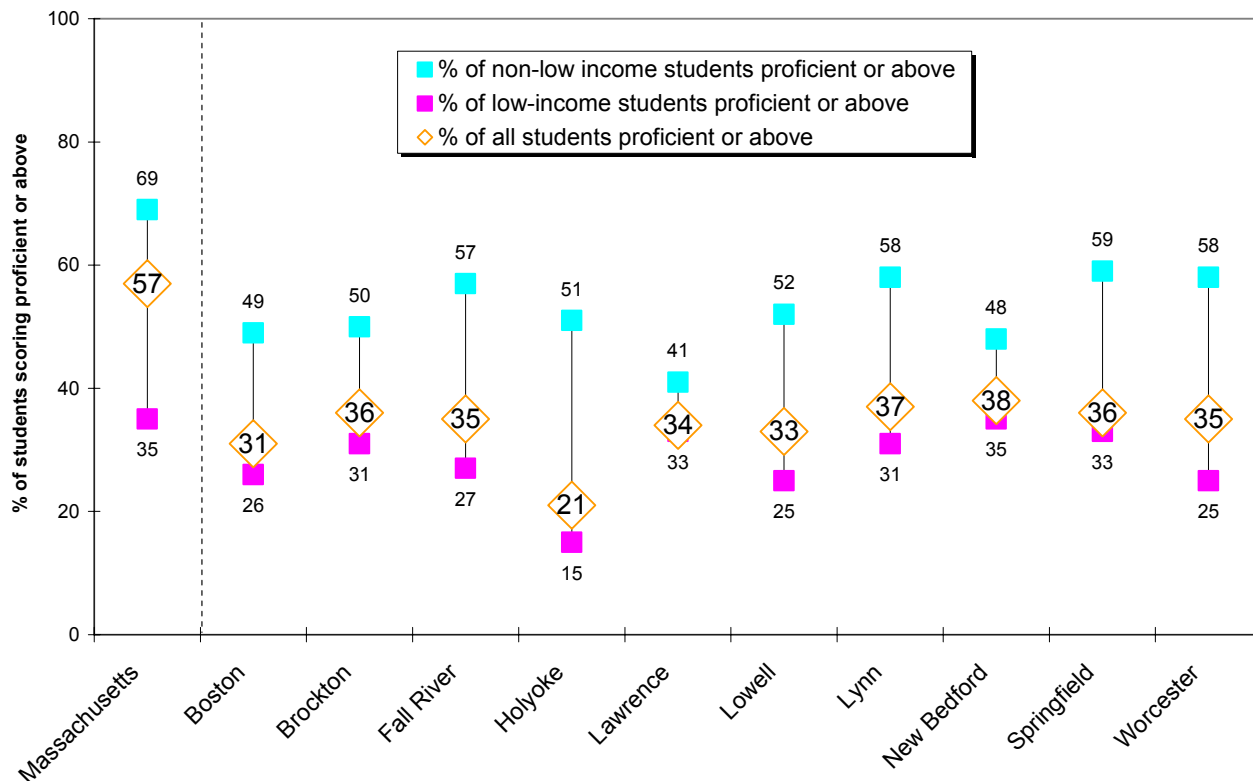
Third Grade Reading Proficiency in Massachusetts, 2001-2009 MCAS



Third Grade Reading Proficiency in Massachusetts, 2009 MCAS



Third Grade Reading Proficiency, 2009 MCAS Massachusetts and Commissioner's Districts



*Massachusetts Comprehensive Assessment System (MCAS) results over time for individual districts and schools can be found at: <http://profiles.doe.mass.edu/>
 *The Massachusetts Department of Elementary and Secondary Education has designated ten Massachusetts school districts as Commissioner's Districts for the purpose of organizing support and assistance through its Center for Targeted Assistance. These ten districts - Boston, Brockton, Fall River, Holyoke, Lawrence, Lowell, Lynn, New Bedford, Springfield, and Worcester - share commonalities of size, demographics, and level of infrastructure. All ten districts also face similar challenges. They serve among the highest percentages of students living in poverty statewide and contain more than 80 percent of the schools currently designated as Commonwealth Priority Schools. For more, visit <http://www.doe.mass.edu/sda/ucd/>.
 *The 10 Commissioner's Districts enrollment for the 2008-2009 school year is as follows: Boston 55,923; Springfield 25,360; Worcester 23,109; Brockton 15,312; Lowell 13,400; Lynn 13,273; New Bedford 12,609; Lawrence 12,221; Fall River 9,985; Holyoke 6,025.